

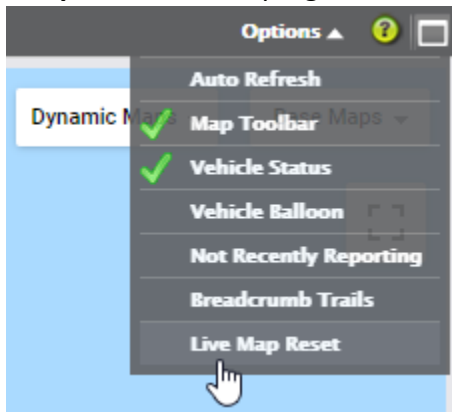
# Live Service Map Updates

We've added two new features to help you manage the live service map on your Public Works or Fleet Center portal.

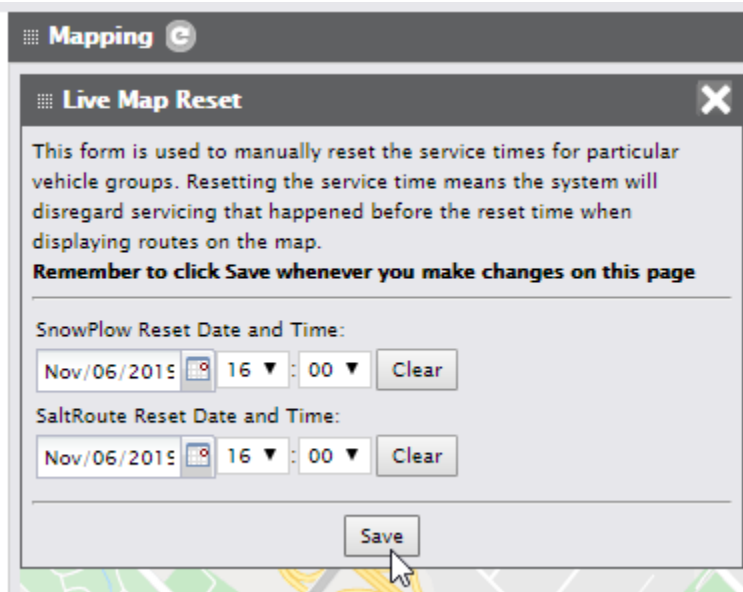
These features are automatically enabled for all Service Map customers.

The first new feature is the ability to manually schedule a time to reset the live map.

1. In **Options** at the top right of the **Mapping** panel, click **Live Map Reset**.



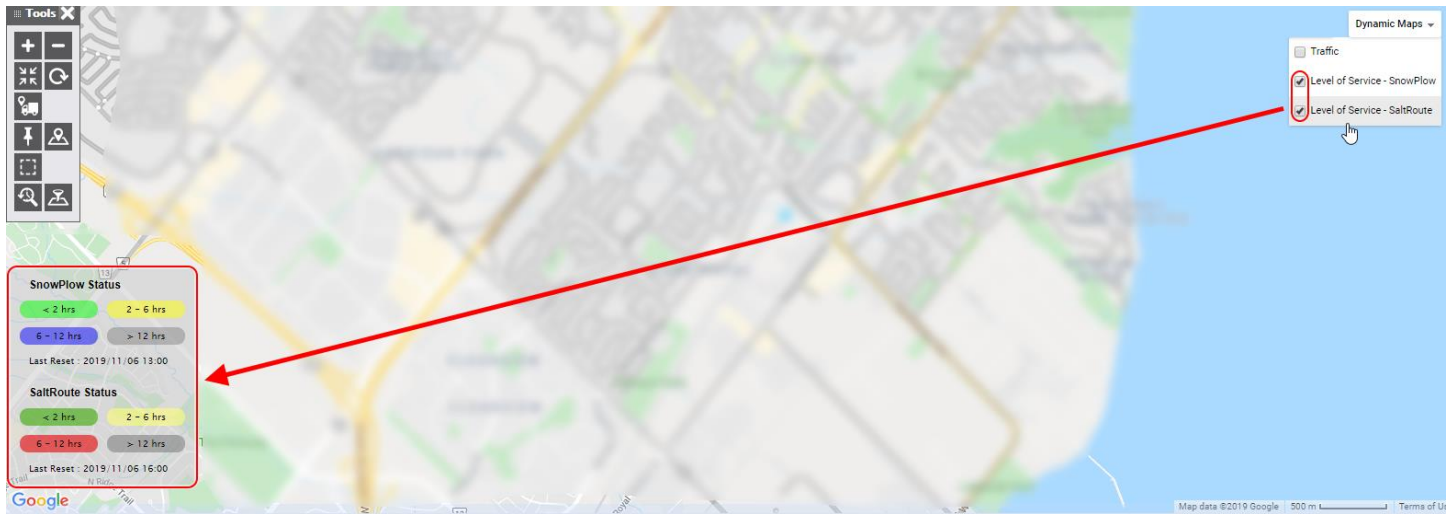
2. In the dialog that appears, select a date and time to reset each live map as needed.



Note that you don't need to select a time for every live map (for example, you can reset the Snow Plow map without resetting the Salt Route map).

3. Click **Save**.

The second new feature is a legend that appears at the bottom left of the **Mapping** panel when you enable any service-related Dynamic Map, as shown below.



The legend:

- Shows you what time ranges are associated with the colors on the map.
- Displays the last time each status was reset.
- Can be minimized by clicking anywhere in the legend.

