

Sentinel Drive for iOS – Driver Card

AOBRD/ERD Compliance Certificates

United States

BSM certifies that use of the Sentinel Drive app with a connection to the SFM7000 telematics device complies with all requirements for AOBRDs in **Federal Motor Carrier Safety regulation 49 CFR part 395.15** when used as instructed by the Sentinel Drive user guide.

Per §395.8(a)(1)(ii), this AOBRD was installed and in use prior to December 18, 2017 and can continue to be used until December 16, 2019.

Canada

BSM certifies that use of the Sentinel Drive app complies with the requirements for Use of Electronic Recording Devices as outlined in Section 83 of the Canadian federal hours of service regulations (SOR/2005-313) when used as instructed by the Sentinel Drive user guide.

Email your logs to the compliance officer

If the compliance officer requests a copy of your logs, you can email them to the officer. Here's how:

1. On the Sentinel Drive **Home** screen, tap **Hours of Service**.
2. On the **HOS** screen, tap the top left arrow to navigate to the **Send Email** screen.
3. On the **Send Email** screen, do the following:
 - i. Enter the officer's email address.
 - ii. Set the date range of logs to send. (Usually 7 or 8 days depending on your ruleset)
 - iii. Tap to select **Log Sheet**. If necessary, you can also include **Pre-Trip** and **Post-Trip** vehicle inspection reports.
4. Tap **Send** at the top right.

PETER BB100		Send
Email address:		
[Redacted]		
From Date	Feb 17, 2016	>
To Date	Mar 2, 2016	>
Log sheet		✓
Pre Trip		✓
Post Trip		✓

Note: If you have any unsigned logs or vehicle inspections, a reminder will appear. Please obtain the officer's permission before signing.

Presenting Logs for Inspection

Upon roadside inspection by a compliance officer, you must present your HOS logs.

Logs can be presented in the following ways:

1. Let the officer review your logs directly on your device (described below)
2. Email the logs to the officer (described on reverse side of sheet)

Let the compliance officer review your logs on your device

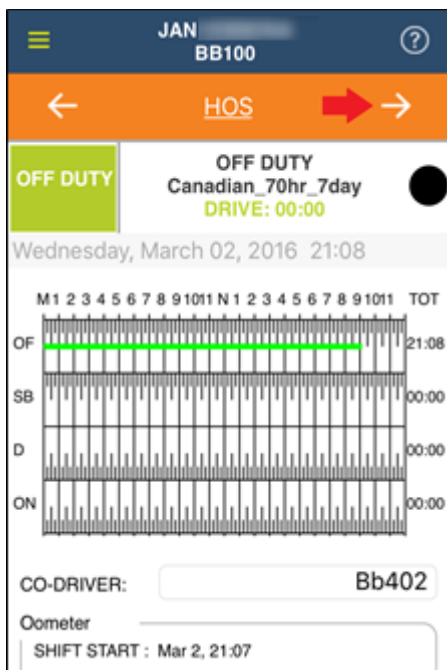
The **Recap** screen in Sentinel Drive provides an overview of your HOS:

Here's what the driver needs to do

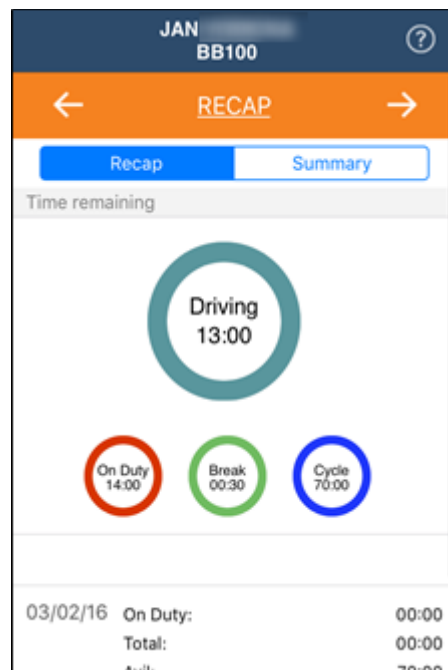
1. On the Sentinel Drive **Home** screen, tap **Hours of Service**
2. Give the officer access to your device

Here's what the officer needs to do

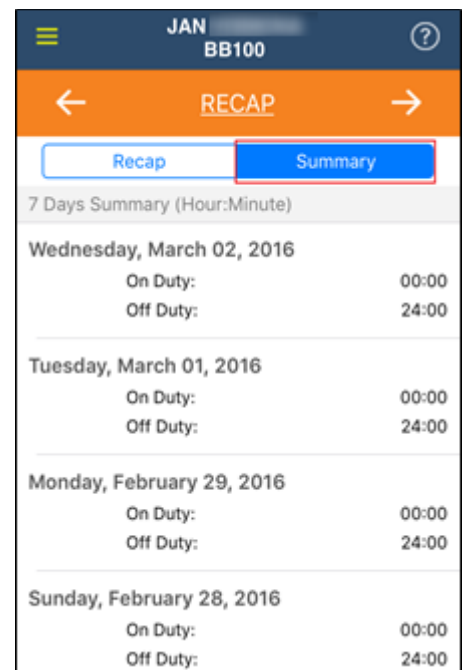
1. On the **HOS** screen, you can review the HOS graph for the current day.
2. Tap the top right arrow to navigate to the **Recap** screen.
3. On the **Recap** screen, you can see an overview of the current day on the **Recap** tab, and an overview of the previous days on the **Summary** tab.
4. You can optionally review log graphs for previous days. To do so, tap the top right arrow again to navigate to the **Daily Logs** screen. Use the date arrows to switch between days.



Steps 1 & 2



Step 3



Step 3, continued