



webtech
driver center™

Using Short Haul Rules

Revision 1.0

Using Short Haul Rules

About

For drivers operating in the United States, WDC (Webtech Driver Center) supports Short Haul Rules. These may be used by drivers operating within a 100 air mile radius of their home terminal and returning to the same home terminal.

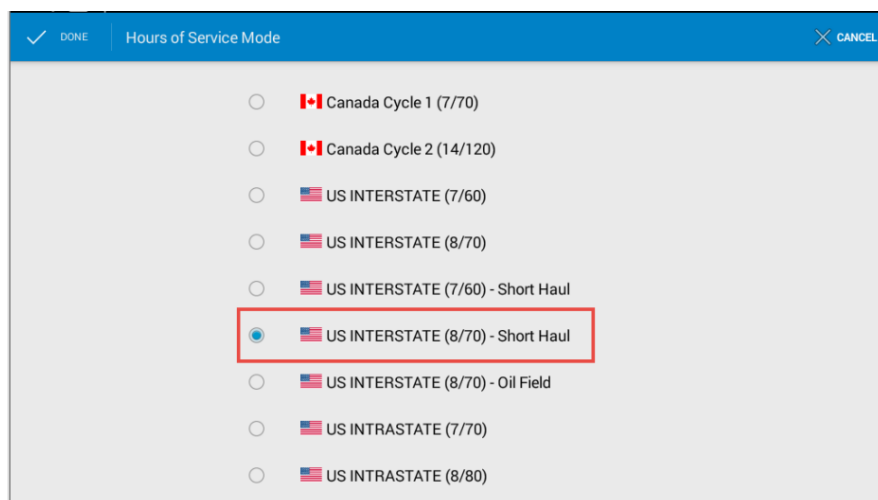
Short Haul Rules provide for a 14-hour day. The normal requirement for a 30-minute break within the last 8 hours of driving is relaxed for the first 12 hours of the shift. An exemption also allows for an extended 16-hour day once a week, or after a Duty Cycle reset.

Note: All other HOS service limits remain in effect. The maximum 11-hour driving time per day rule always applies.

Setting up Short Haul Rules

You only need to perform setup procedures once:

1. Log in to Driver Center.
Wait for the device to synchronize data with the server.
2. Tap the **Log Book** application.
3. Tap **Summary**, then scroll down to **Main Driver Information**.
4. Tap **HOS Mode**. The Hours of Service Mode screen appears:



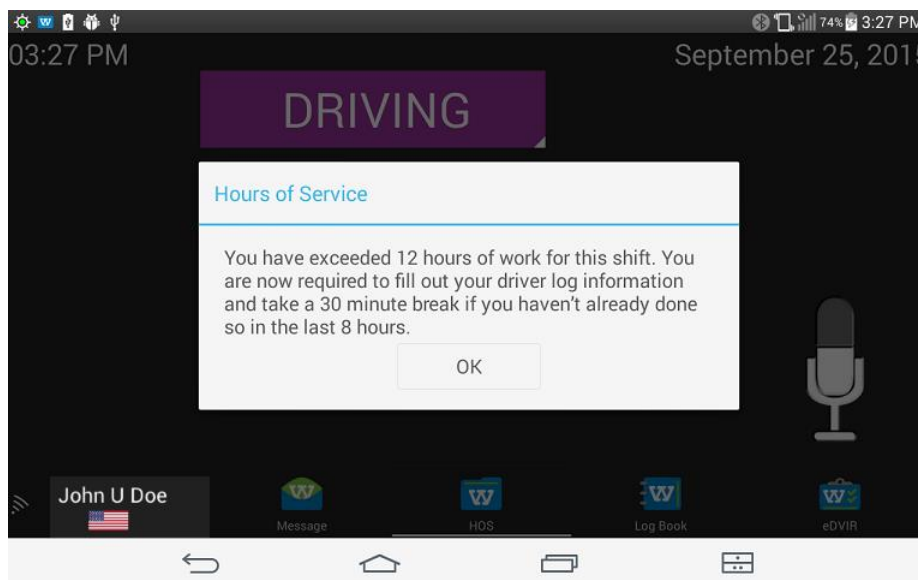
Using Short Haul Rules

5. Tap **US INTERSTATE (7/60) – Short Haul** or **US INTERSTATE (8/70) – Short Haul**, as required.
6. Log out of Driver Center, then log back in to set the new rule. The new rule is then active on the device.

Important: The Short Haul Rule will not take effect until you log out, then log back in to Driver Center.

The first 12 hours

Once a Short Haul rule is in place, it automatically generates driving and on-duty information. At the 12th hour of operation, WDC displays an alert indicating you may be required to take a 30 minute break if you have not done so in the previous 8 hours:



You must acknowledge the alert by tapping **OK**.

You are also required to fill out a RODS (Record of Duty Status) log, including **Loads** and **Trailers**:

Using Short Haul Rules

LOG BOOK SUMMARY DUTY GRAPH DUTY LIST Oct 26, 2015 In Progress

LOADS + ADD
None

TRAILERS + ADD
None

VEHICLES + ADD

License/Unit #	Start ODO (mi)	End ODO (mi)
ABC 678	76988	77485

CO-DRIVERS + ADD

John U Doe
Message HOS Navigation Log Book eDVIR

Exceeding 12 hours in a Short Haul shift

After 12 hours, Driver Center resets the available driving time, based on your current HOS limit status. The maximum remaining driving time will be 2 hours (for a 14-hour day).

Note: If you have not taken a 30-minute break in the last 8 hours, the HOS screen continues to show 0 minutes available driving time until you change to Off Duty status for at least 30 minutes. When you come back On Duty, the remaining driving time for a 14-hour day will be displayed.

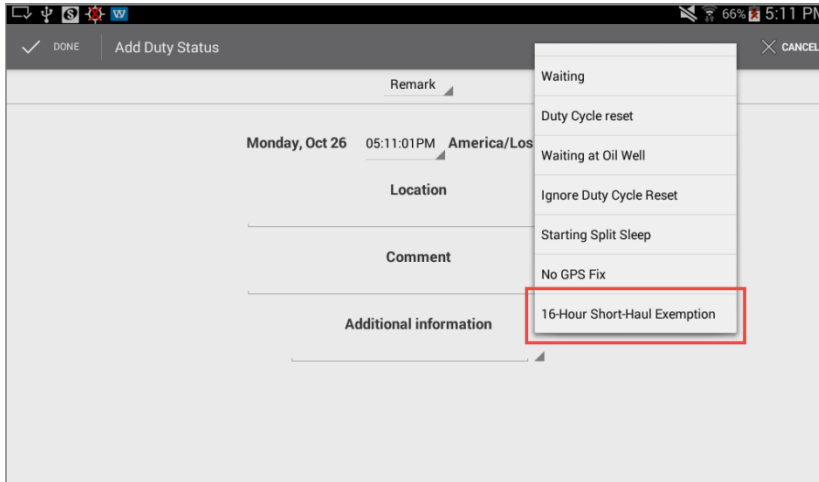
The 16-hour Short Haul Exemption

Once a week (or after a Duty Cycle reset) you can work a 16-hour day. To select the exemption:

1. Tap the **Log Book** application.
2. Tap **DUTY LIST**.
3. Tap the **REMARK** button.

Using Short Haul Rules

4. Tap **Additional Information** and select **16 Hour Short Haul Exemption**:



If your submission is valid, Driver Center resets the available driving time, based on an extended 16-hour day and your current HOS limit status.

Note: If you have met 11 hours of driving time for the day, the exemption will only increase the available on-duty time.

If you used an exemption within the past 6 days (or have not reset your Duty Cycle), an alert appears telling you the submission is not valid and you must delete the invalid exemption Remark, log out, then log back into the device:

